



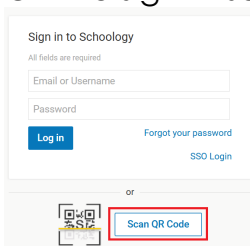
IXL Log in Information for Grades K-1



How do students sign into IXL using Schoology QR codes?

Whether you are using a computer, tablet, or a mobile device, you will need to log into Schoology using the built-in browser.

1. Go to <https://app.schoology.com/>.
2. On the sign-in screen, tap the **QR Code log in** icon.



3. If prompted to allow camera access, tap **Allow**.
4. Hold the Schoology QR Code in front of the camera on the device and make sure to position it within the guidelines.
5. Once you are into your Schoology account, you can access Schoology in two ways:

Accessing IXL:

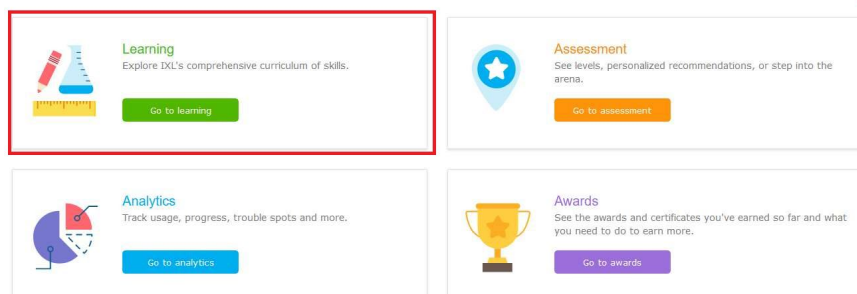
1. Click on the IXL button located on the left sidebar.



2. Select **Learning** to practice skills that are adapted to your child's specific needs.

Please Note: Since IXL is designed to adapt as questions are answered, it is important that your child answers questions without adult assistance. If they do not know the answer, they can make their best guess. Students should try to practice one skill at a time until they reach a **SmartScore** of at least 70. Please see the additional information on **SmartScores**.

IXL is full of incredible resources for students. Click a button to launch IXL in a new tab.



If your teacher has assigned IXL skills, you can access them in your Schoology account.

To do this:

1. Click into your Schoology class.
2. While on the **My Activities** tab, click the folder labeled **Coursework** or **Resources**.

3. Locate the IXL assignment and click on it. This will launch the IXL assignment in your Schoology page.

Schoology QR Code



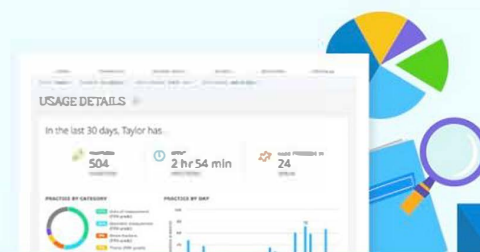
Learn with IXL at home!



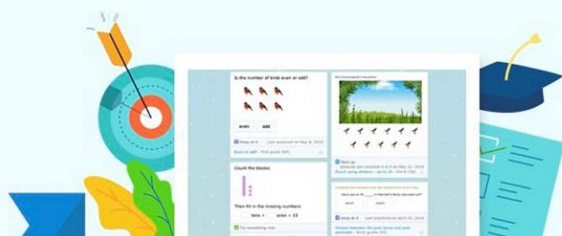
We're using IXL to support our curriculum this year, and your child has access to this online program at home. With thousands of skills that match what we're learning, as well as insights into student progress, IXL is a great resource to help your child excel.



Unlimited practice in 8,000+ skills



Progress-tracking reports



Personalized skill recommendations



Certificates and awards

TOP WAYS TO USE IXL AT HOME

1

Explore personalized skill suggestions

Encourage your child to visit their Recommendations wall for helpful review or new challenges—it's full of skills picked just for them!

2

Stay in the loop

Sign in to your child's account and click on Analytics to see what they've been working on and take a peek at their progress.

3

Celebrate your child's accomplishments

Want to receive certificates whenever your child reaches a milestone? Sign in, click on their profile icon, and enter your e-mail address under "Profile & settings".



SMARTSCORE CORNER

What is IXL's SmartScore?

The SmartScore is the best possible measure of how well your child understands a skill! It factors in question difficulty, answer accuracy, and consistency.

**You can adjust
SmartScore goals
as you go**

Aim for 80 or 90, which shows a strong understanding of a skill. For an extra challenge, try for mastery (a score of 100).

**The SmartScore is
not a percentage
score**

Unlike percentage-based scoring, the SmartScore is truly smart. Even if a student gets a question wrong, it's always possible to reach a 100.

**Taking breaks is
always okay**

If your child needs to pause their practice, they can always return to a skill later—all progress will be automatically saved!