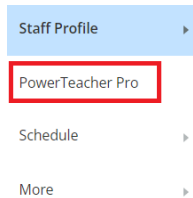


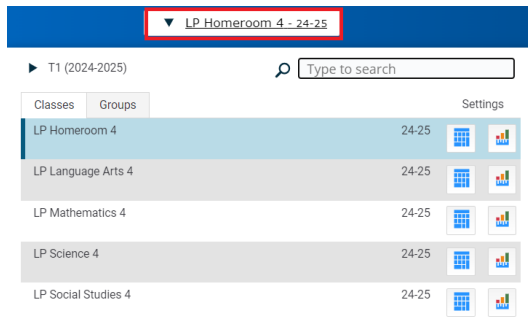
# Using the Standards Progress Screen to Review Data

Once standards have been scored, data will populate into the Standards Progress Screen. Teachers can use this data to determine which standards should be revisited, to track student growth, and as a snapshot on the overall class achievement on each standard. To view standards progress, please follow these directions:

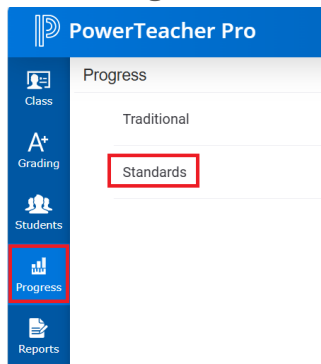
1. Log into PowerSchool (Teacher).
2. Click on the **PowerTeacher Pro** on the left side bar.



3. Select the class you want to view data for in the **Class Picker** by clicking the drop-down menu in the top middle of the screen.



4. Click **Progress** from the left side bar and then select **Standards**.



This will bring you to a screen where you will see all the Standards for this class, the number of students meeting proficiency vs number who isn't, and number of assignments attached to each standard.

Standards Progress

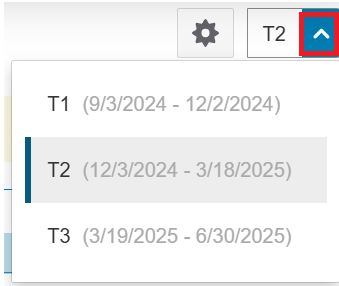
T1

Type to search standards

Language Arts 5

STANDARDS	GRADE DISTRIBUTION (T1)			ASSIGNMENTS
	11	11	03	
GF.S.ELA.1.1 - Determine the main idea and explain how it is supported by key details from the text	16	6	03	1
GF.S.ELA.1.2 - Draw on information from multiple print and digital sources, demonstrating the ability to locate an answer to a question	16	6	03	3
GF.S.ELA.1.1 - Identify and describe characters, settings or events in a story or drama, drawing on specific details in the text	16	6	03	3
GF.S.ELA.1.2 - Determine the theme in a variety of text by summarizing/collecting evidence	22	0	03	1
GF.S.ELA.1.1 - Analyze the overall structure of the text (chronology, compare/contrast, cause/effect, problem/solution)	18	4	03	4
GF.S.ELA.1.2 - Ask and answer questions to demonstrate comprehension	18	4	03	1
GF.S.ELA.W.1 - Produce clear and coherent writing in which the development and organization are appropriate to task, purpose and audience	12	10	03	3
GF.S.ELA.W.2 - Use grade-level capitalization, punctuation, grammar and spelling	14	8	03	1
GF.S.ELA.S.1 - Engage effectively in a range of collaboration discussions	9	13	03	1
GF.S.ELA.S.2 - Integrate and evaluate information presented in diverse media and formats	22	0	03	0

You can toggle between trimesters by clicking the drop-down arrow in the upper right-hand side of your screen next to the currently selected trimester and choosing a trimester from the menu.

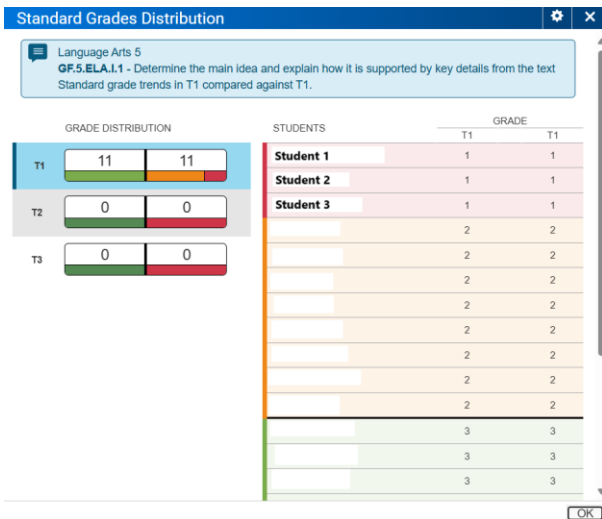


5. Click on the **Open in New Window icon** under **Grade Distribution** next to a standard to view more information regarding that specific standard.

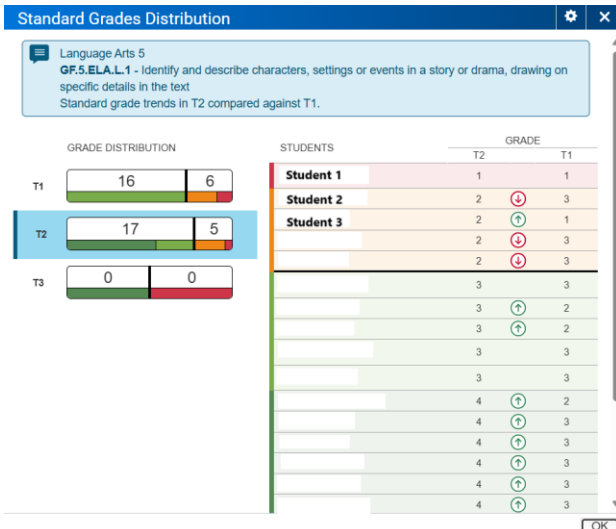


This will open a new window that will display the data for all trimesters, as well as list the individual student scores for the current trimester against T1 for comparison. If you only have data for T1, then both columns will display T1 data.

Students in the red area scored a 1. Orange indicates a score of 2. Light green represents a score of 3. Dark green is a score of 4.



As you have move into later trimesters, you will see red and green arrows next to some of the scores indicating students that have increased or decreased in score compared to T1.



6. Click the **X** to close the Standards Progress window.

## Standard Grades Distribution



Language Arts 5  
**GF.5.ELA.L.1** - Identify and describe characters, settings or events in a story or drama, drawing on specific details in the text  
 Standard grade trends in T2 compared against T1.

7. In the **Assignments** column, click the **paper** icon next to a standard to view a list of assignments that have been attached to that specific standard.

### Standards Progress

T1

Type to search standards

#### Language Arts 5

##### STANDARDS

STANDARDS	GRADE DISTRIBUTION (T1)		ASSIGNMENTS
	11	11	
GF.5.ELA.L.1 - Determine the main idea and explain how it is supported by key details from the text	11	11	1
GF.5.ELA.L.2 - Draw on information from multiple print and digital sources, demonstrating the ability to locate an answer to a question	16	6	3
GF.5.ELA.L.1 - Identify and describe characters, settings or events in a story or drama, drawing on specific details in the text	16	6	3
GF.5.ELA.L.2 - Determine the theme in a variety of text by summarizing/citing evidence	22	0	1
GF.5.ELA.F.1 - Analyze the overall structure of the text (chronology, compare/contrast, cause/effect, problem/solution)	18	4	4
GF.5.ELA.F.2 - Ask and answer questions to demonstrate comprehension	18	4	1
GF.5.ELA.W.1 - Produce clear and coherent writing in which the development and organization are appropriate to task, purpose and audience	12	10	3

## Standards Assignment Trend



Language Arts 5  
**GF.5.ELA.F.2** - Ask and answer questions to demonstrate comprehension

CATEGORY	ASSIGNMENTS	DUE DATE	SCORE TYPE
Summ	Unit 2 Test (Part 2)	12/19/2024	Collected Only
Summ	Unit 2 Test (Part 1)	12/18/2024	Collected Only
Summ	Unit 2 Week 4	12/12/2024	Collected Only
Summ	Unit 2 Week 3	12/6/2024	Collected Only

Rows/Page 10

8. Click the **X** to close the Standards Progress window.

## Standards Assignment Trend



Language Arts 5  
**GF.5.ELA.F.2** - Ask and answer questions to demonstrate comprehension

CATEGORY	ASSIGNMENTS	DUE DATE	SCORE TYPE
Summ	Unit 2 Test (Part 2)	12/19/2024	Collected Only
Summ	Unit 2 Test (Part 1)	12/18/2024	Collected Only
Summ	Unit 2 Week 4	12/12/2024	Collected Only
Summ	Unit 2 Week 3	12/6/2024	Collected Only

Rows/Page 10